



District Report Card: 2017


State: Punjab	District: Fatehgarh Sahib
Class: 5	Subject: Language
Schools: 61	Students: 875


Participation/Coverage


Students

<div>GENDER</div> <div></div>	Boys		Girls	
	Number	%	Number	%
	485	55.43	390	44.57

<div>AREA</div> <div></div>	Rural		Urban	
	Number	%	Number	%
	571	65.26	304	34.74

<div>CATEGORY</div> <div></div>	SC		ST		OBC		GEN	
	Number	%	Number	%	Number	%	Number	%
	508	58.06	2	0.23	199	22.74	166	18.97

<div>CWSN</div> <div></div>	LD	VI	HI	S&LD	ID	Oth
	1	3	1	6	2	6

<div>Management</div> <div></div>	Government		Government-aided	
	Number	%	Number	%
	821	93.83	54	6.17

Average Performance of Students in Language (%)

Overall	Gender		Area		Management		Social Group			
	Male	Female	Rural	Urban	Govt.	Aided	SC	ST	OBC	GEN
44.62	42.35	47.45	46.26	41.56	44.79	42.10	43.90	30.00	44.52	47.15

Performance on Learning Outcomes (LOs)

Learning Outcomes	Description	Average Performance(%)
L504	Reads and comprehends independently storybooks, news items/ headlines, advertisements etc.	35.70
L508	Reads text with comprehension, locates details and sequence of events	49.09

Range of Performance of Students who Answered Correctly							
Below 30%		30% - 50%		50% - 75%		Above 75%	
Number	%	Number	%	Number	%	Number	%
210	24.00	278	31.77	325	37.14	62	7.09

Lowest Performing Learning Outcomes (LOs)

- 1 - Reads and comprehends independently storybooks, news items/ headlines, advertisements etc. (35.70)
- 2 - Reads text with comprehension, locates details and sequence of events (49.09)